

WP20-6 6Volt 20Ah

Specifications

Nominal Voltage(V) **6V**

Nominal Capacity

20 hour rate	(1A	to	5.25V)	20Ah
10 hour rate	(1.9A	to	5.25V)	19Ah
5 hour rate	(3.4A	to	5.1V)	17Ah
1 C	(20A	to	4.8V)	11.33Ah
3 C	(60A	to	4.8V)	8Ah

Weight **Approx. 4.0kg(8.8Lbs.)**

Internal Resistance (at 1KHz) **Approx. 5 mΩ**

Maximum Discharge Current for
5 seconds: **327A**

Charging Methods at 25°C (77°F)

Cycle use:

Charging Voltage **7.20 to 7.50V**

Coefficient **-5.0mV/°C/cell**

Maximum Charging Current : **6A**

Standby use:

Float Charging Voltage **6.75 to 6.90V**

Coefficient **-3.0mV/°C/cell**

Operating Temperature Range

Charge **-15°C (5°F) to 40°C (104°F)**

Discharge **-15°C (5°F) to 50°C (122°F)**

Storage **-15°C (5°F) to 40°C (104°F)**

Charge Retention (shelf life) at 20°C (68°F)

1 month **92%**

3 month **90%**

6 month **80%**

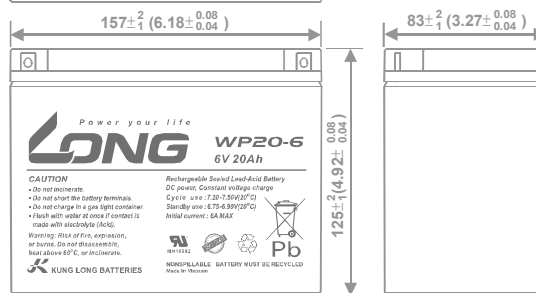
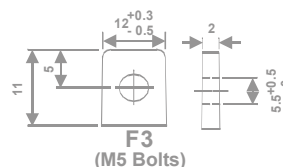
Case Material **ABS**

(Option: UL94 HB & UL94 V-0 flame retardant)

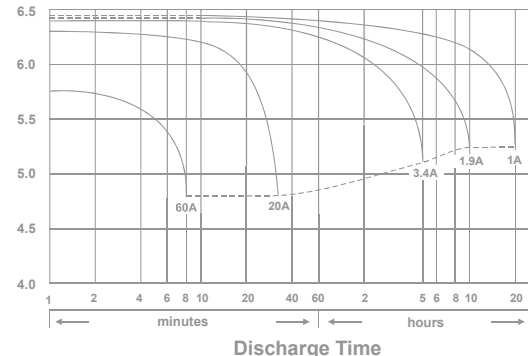
Terminal **F3**



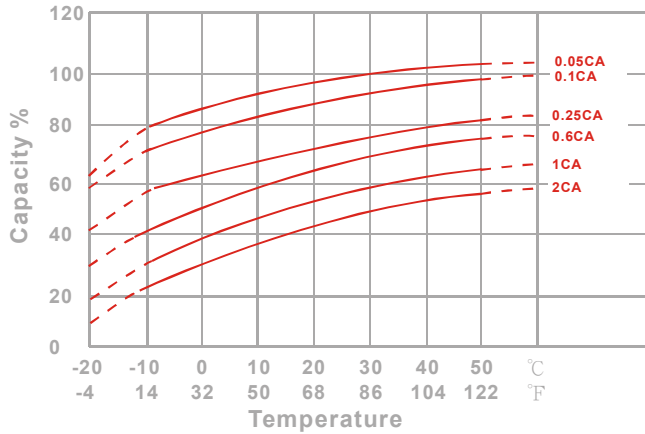
Dimensions mm(inch)



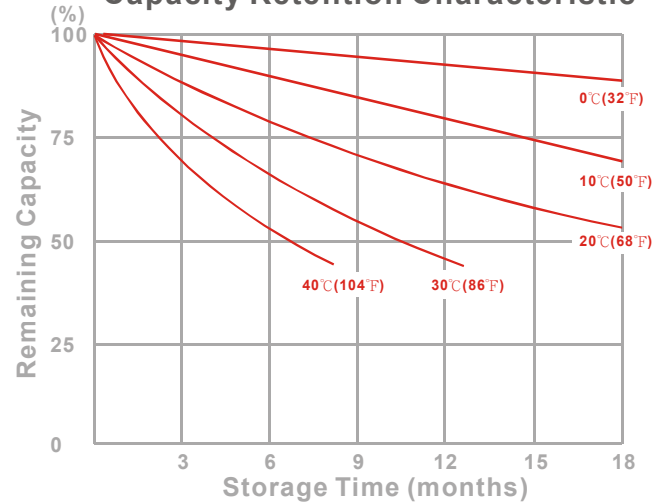
(V) FOR 6V BATTERY Discharge Time VS. Discharge Current (25°C)



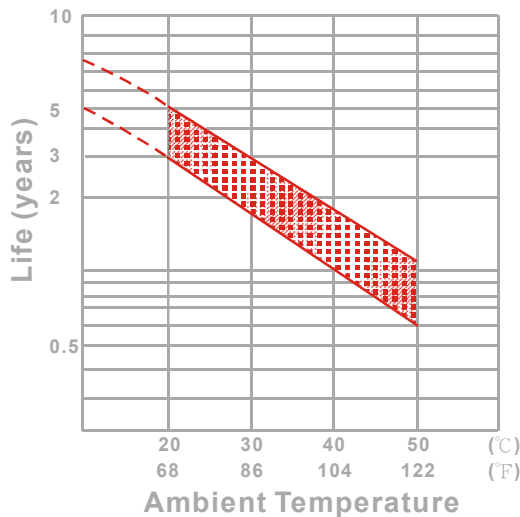
Effect of Temperature on Capacity 25°C (77°F)



Capacity Retention Characteristic



Trickle (or float) Service Life



Cycle Service Life

