

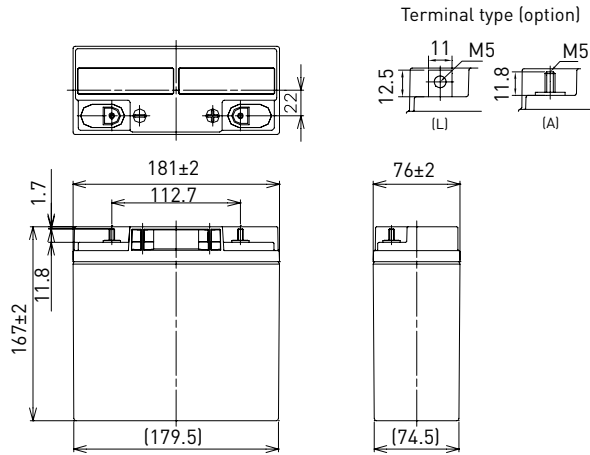
LC-XD1217P*1

FOR STANDBY POWER SUPPLIES.
 EXPECTED TRICKLE DESIGN LIFE: 10 - 12 YEARS
 AT 20°C ACCORDING TO EUROBAT.



G104101

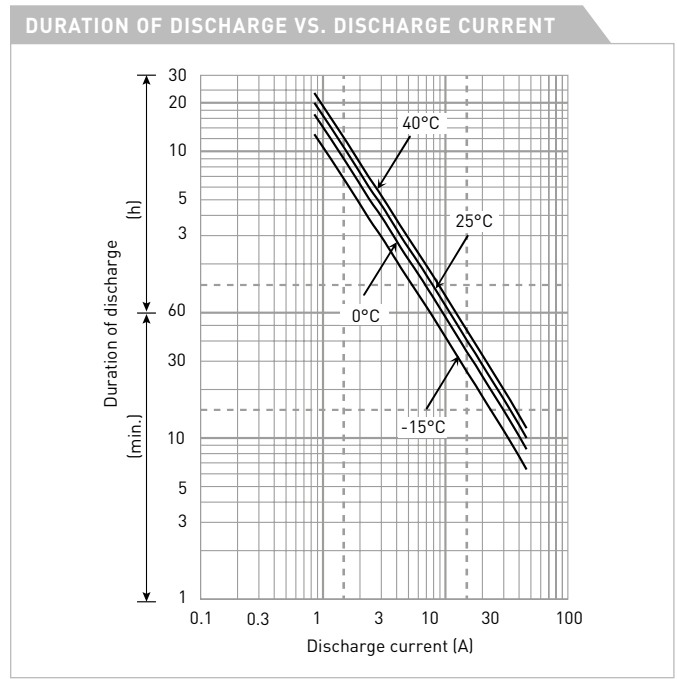
DIMENSIONS (MM)



Contents indicated (including the recycle marking, etc.) are subject to change without notice.

Battery case resin: standard (UL94 HB)

SPECIFICATIONS		LC-XD1217PG/APG*1
Name		LC-XD1217PG/APG*1
Nominal voltage		12V
Nominal capacity (20 hour rate)		17Ah
Dimensions	Length	181mm
	Width	76mm
	Height	167mm
Approx. mass		5.900kg
Terminal		M5 bolt/nut & threaded post
Capacity (25°C)	20 hour rate	17Ah
	10 hour rate	16Ah
	3 hour rate	14Ah
	1 hour rate	12Ah
Impedance		Fully charged battery (25°C) 12mΩ
Temperature dependency of capacity (20 hour rate)	40°C	102%
	25°C	100%
	0°C	85%
	-15°C	65%
Self-discharge (25°C)	After 3 month	91%
	After 6 month	82%
	After 12 month	64%



WATT TABLE (25°C)													[Wattage/battery]			
Cut-off	3min.	5min.	10min.	15min.	20min.	30min.	45min.	1h	1.5h	2h	3h	4h	5h	6h	10h	20h
9.6V	1,021	806	526	402	337	251	177	142	97.6	75.5	56.2	43.2	35.6	28.6	19.0	10.3
9.9V	948	756	516	399	331	249	176	140	95.6	74.9	55.9	42.9	35.4	28.5	18.9	10.3
10.2V	874	708	502	391	326	246	175	139	93.7	73.0	55.4	42.6	35.1	28.3	18.7	10.2
10.5V	777	634	465	364	309	240	172	136	91.7	70.4	54.5	42.3	34.8	28.0	18.6	10.2
10.8V	656	561	415	339	301	232	169	134	89.2	67.1	53.4	41.8	33.9	27.5	18.4	10.1

AMPERE TABLE (25°C)													[Ampere/battery]			
Cut-off	3min.	5min.	10min.	15min.	20min.	30min.	45min.	1h	1.5h	2h	3h	4h	5h	6h	10h	20h
9.6V	91.8	72.2	47.0	34.9	29.0	21.5	15.1	12.0	8.26	6.37	4.72	3.61	2.97	2.39	1.58	0.86
9.9V	85.2	67.8	46.0	34.7	28.6	21.2	15.0	11.9	8.10	6.33	4.70	3.59	2.95	2.38	1.57	0.85
10.2V	78.6	63.5	44.9	34.0	28.1	21.0	14.9	11.7	7.93	6.16	4.65	3.57	2.93	2.36	1.56	0.85
10.5V	69.9	56.9	41.6	31.6	26.7	20.5	14.6	11.6	7.77	5.95	4.58	3.54	2.90	2.33	1.55	0.85
10.8V	59.0	50.3	37.1	29.5	26.0	19.8	14.4	11.3	7.56	5.67	4.49	3.49	2.83	2.29	1.53	0.85

All mentioned values are average values

LC-XD1217P*1

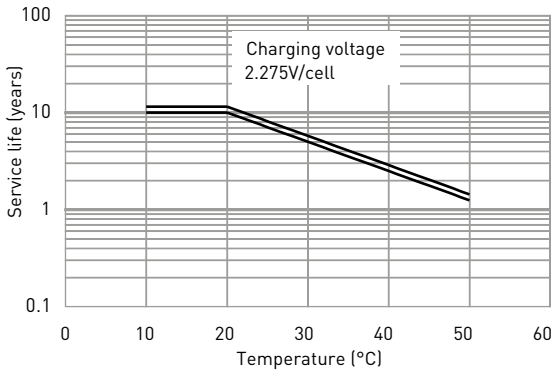
CHARGING METHOD (25°C)

Trickle use Control voltage: 13.6V - 13.8V
Initial current: 2.55A or smaller

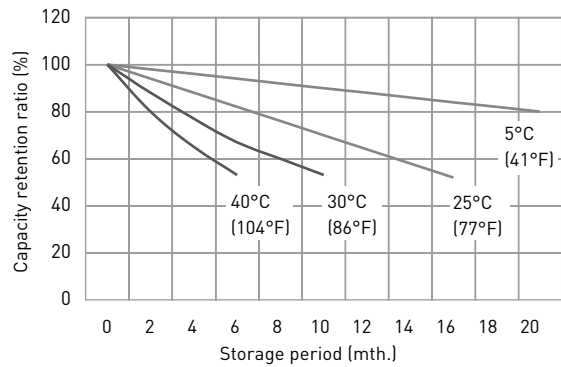
CUT-OFF VOLTAGE

Discharge current	0.850A - 3.40A	3.40A - 8.50A	8.50A - 17.0A	17.0A - 34.0A	34.0A - 51.0A
Cut-off voltage	10.5V	10.2V	9.9V	9.3V	8.7V

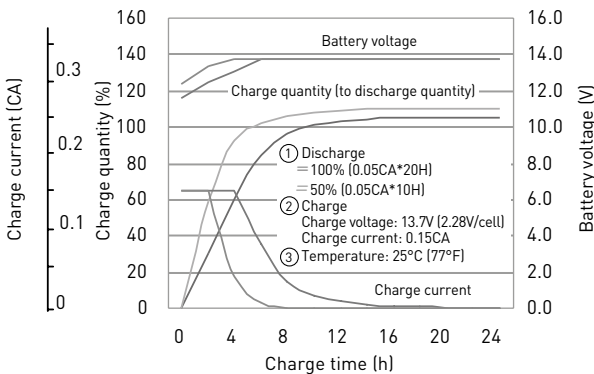
INFLUENCE OF TEMPERATURE ON TRICKLE LIFE



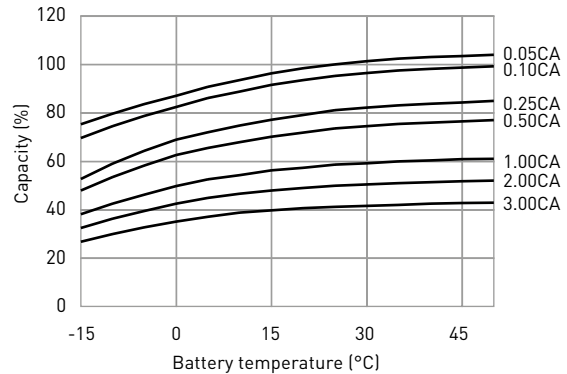
RESIDUAL CAPACITY TEST RESULT



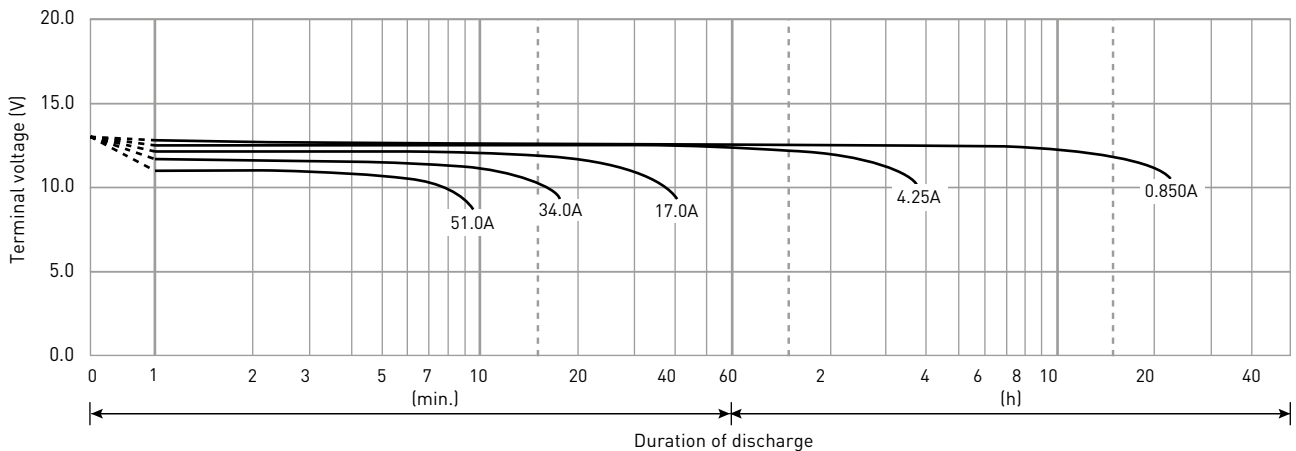
CONSTANT-VOLTAGE CONSTANT-CURRENT CHARGE CHARACTERISTICS FOR TRICKLE USE



DISCHARGE CAPACITY BY TEMPERATURE AND BY DISCHARGE CURRENT



DISCHARGE CHARACTERISTICS



The data in this document are for descriptive purposes only and are not intended to make or imply any guarantee or warranty. Regarding handling and safety please consult our VRLA technical handbook chapter 1.

*1 This battery is also available with a flame retardant battery case resin (UL94 V-0): LC-PD1217PG/APG.