

WP26-12NE 12Volt 26Ah

Specifications

Nominal Voltage(V) **12V**

Nominal Capacity

20 hour rate	(1.3A	to	10.50V)	26Ah
10 hour rate	(2.47A	to	10.50V)	24.7Ah
5 hour rate	(4.42A	to	10.20V)	22.1Ah
1 C	(26A	to	9.60V)	14.73Ah
3 C	(78A	to	9.60V)	10.4Ah

Weight **Approx. 9.30kg(20.46Lbs.)**

Internal Resistance (at 1KHz) **Approx. 11 mΩ**

Maximum Discharge Current for

5 seconds: **390A**

Charging Methods at 25 (77)

Cycle use:

Charging Voltage **14.4 to 15.0V**

Coefficient -5.0mV/ /cell

Maximum Charging Current : **7.8A**

Standby use:

Float Charging Voltage **13.5 to 13.8V**

Coefficient -3.0mV/ /cell

Operating Temperature Range

Charge **-15 (5) to 40 (104)**

Discharge **-15 (5) to 50 (122)**

Storage **-15 (5) to 40 (104)**

Charge Retention (shelf life) at 20 (68)

1 month **92%**

3 month **90%**

6 month **80%**

Case Material **ABS UL94 HB**

Option: Flammability resistance of (UL94 V-0)

Terminal **F6**

Description of torque value of hard ware for the terminals:

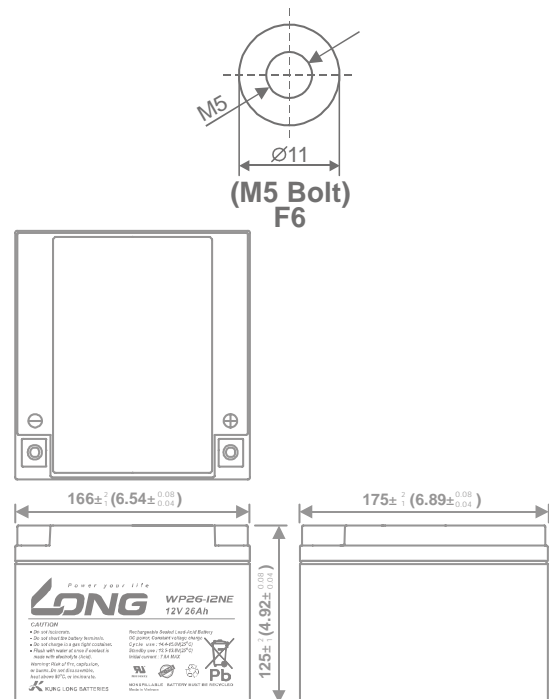
Recommended torque value **M5: 5 N-m (51kgf-cm)**

Maximum allowable torque value **M5: 6 N-m (61kgf-cm)**

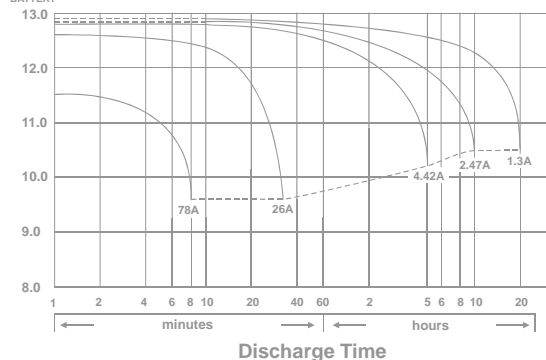


Dimensions

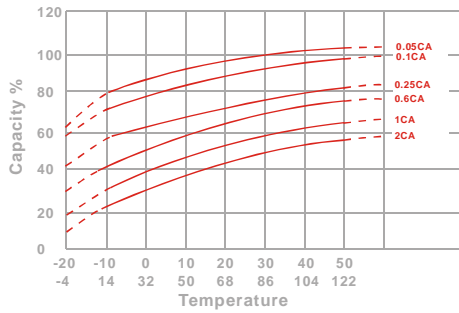
mm(inch)



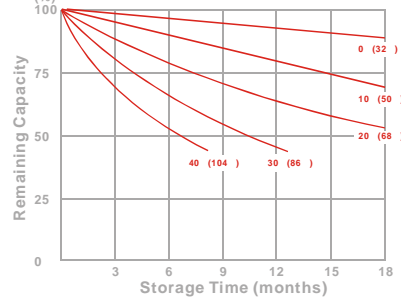
(V) FOR 12V BATTERY Discharge Time VS. Discharge Current (25)



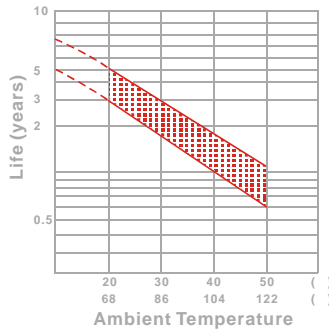
Effect of Temperature on Capacity 25 (77)



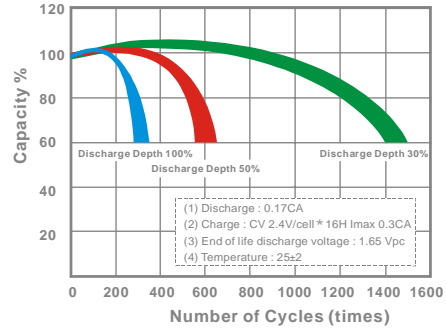
Capacity Retention Characteristic



Trickle (or float) Service Life



Cycle Service Life



- PERFORMANCE DATA

Discharge Rates in Watts to Various End Voltages at 25 (77)

Time	End Voltage	1.85V	1.80V	1.75V	1.70V	1.67V	1.65V	1.60V
5	min	139	155	166	177	183	188	199
10	min	103	110	116	121	124	127	131
15	min	73.8	80.8	85.5	89.4	91.3	93.1	96.5
30	min	39.7	42.8	45.7	47.7	48.5	49.3	50.3
60	min	28.2	29.8	31.2	32.2	32.5	32.8	33.2
120	min	18.3	19.2	19.7	20.2	20.3	20.6	20.7
180	min	12.6	12.9	13.1	13.3	13.4	13.5	13.5
240	min	10.2	10.4	10.6	10.7	10.8	10.8	10.9
300	min	8.60	8.65	8.82	8.95	9.01	9.05	9.11
600	min	5.02	5.15	5.25	5.32	5.35	5.38	5.42
1200	min	2.58	2.67	2.74	2.78	2.80	2.82	2.83

- Discharge Rates in Amperes to Various End Voltages at 25 (77)

Time	End Voltage	1.85V	1.80V	1.75V	1.70V	1.67V	1.65V	1.60V
5	min	73.8	85.2	94.8	102	105	107	110
10	min	53.9	60.2	63.3	66.2	68.3	70.2	72.6
15	min	38.4	43.8	47.1	49.8	51.5	52.1	53.3
30	min	22.2	24.6	25.9	27.2	27.9	28.4	29.4
60	min	14.9	15.7	16.2	16.6	16.8	17.0	17.2
120	min	9.16	9.43	9.62	9.83	9.92	10.0	10.1
180	min	6.38	6.56	6.65	6.75	6.79	6.84	6.91
240	min	5.21	5.36	5.49	5.60	5.63	5.68	5.74
300	min	4.43	4.54	4.63	4.70	4.72	4.74	4.77
600	min	2.47	2.55	2.62	2.67	2.69	2.72	2.75
1200	min	1.26	1.32	1.37	1.41	1.43	1.44	1.46

All data on the spec. sheet is an average value:

The tolerance range : X<6min(+15%~-15%), 6min X<10min(+12%~-12%), 10min X < 60min(+8%~-8%), X 60min(+5%~-5%)